
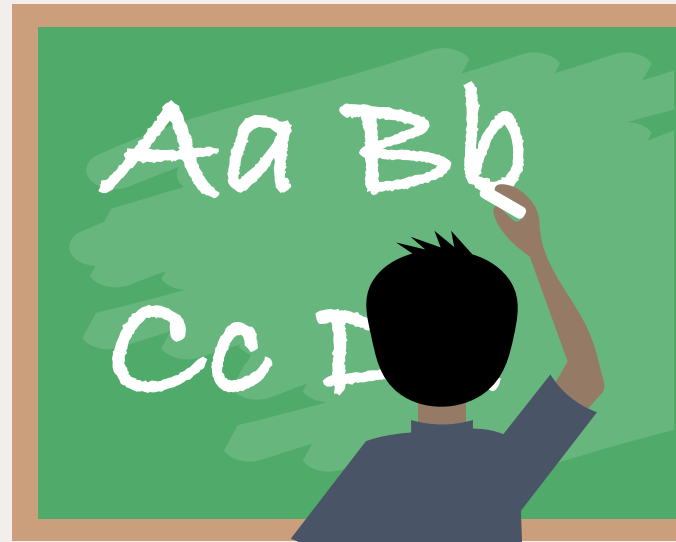




# Education in Wayne County



**47%**

of students are reading-proficient by Grade 3 in Wayne County compared to 60.7 percent of North Carolina students



**84.3%**

Wayne County graduation rate






**50.9%**

Female students reading-proficient in 3rd grade in Wayne County



**44.5%**

Male students reading-proficient in 3rd grade in Wayne County



**WAYne FORWARD**

OPPORTUNITY FOR ALL

## Early Childhood Education Enrollment

Number of Children Who Participated In Head Start Or Early Head Start	Number of Children Who Participated In NC Pre-K	Number of Children Birth To Five In Subsidized Child Care
23,312	543	1,041

## Four-Year Cohort Graduation Rate

Since 2005-2006 the **difference** between Wayne County and North Carolina graduation rates has declined from a **7 percentage point difference to 2.2 percentage point difference.**

Educational Attainment			
	County	State	Year
Graduation rate	84.3%	86.5%	2016-2017
Black	84.9%	83.9%	
White	87.4%	89.3%	
Latinx	74.8%	80.5%	
Asian	87.1%	93.8%	
American Indian	***	84.3%	2012-2016
Percentage of adults with Bachelor's degrees	18.7%	29%	
Bachelor's degree, men	20.5%	28.2%	
Bachelor's degree, women	16.6%	29.8%	
Median salary, men with at least a Bachelor's	\$52,452	\$57,765	
Median salary, women with at least a Bachelor's	\$34,496	\$38,851	

\*\*\* Insufficient data

School Name	Grade Span	Title I School	School Performance Grade (SPG)	SPG Score	Grade 3 Math Percent Grade Level Proficient	Grade 3 Reading Percent Grade Level Proficient
Wayne Early / Middle College High	09-13		A	92		
Wayne School of Engineering	06-13		A+NG	85		
Spring Creek High	09-12	Y	C	69		
Charles B Aycock High	09-12		C	66		
Norwayne Middle	06-08		C	66		
Rosewood High	09-12		C	66		
Rosewood Middle	06-08		C	65		
Fremont STARS Elementary	PK-05	Y	C	64	52.5	52.5
Grantham	0K-04	Y	C	64	59.6	50.5
Meadow Lane Elementary	PK-04	Y	C	63	62.1	57.3
Northwest Elementary	0K-05	Y	C	62	50.7	57.2
Northeast Elementary	PK-05	Y	C	61	58.5	61.7
Eastern Wayne High	09-12		C	60		
Spring Creek Middle	05-08	Y	C	60		
Greenwood Middle	05-08	Y	C	57		
Rosewood Elementary	PK-05	Y	C	55	44.1	55.0
Tommy's Road Elementary	PK-05	Y	C	55	58.9	54.0
Spring Creek Elementary	PK-04	Y	D	53	67.6	42.4
Mount Olive Middle	05-08	Y	D	52		
Carver Elementary	PK-04	Y	D	51	54.4	47.6
Eastern Wayne Middle	06-08	Y	D	50		
Southern Wayne High	09-12	Y	D	49		
Grantham Middle	05-08	Y	D	44		
Brogden Primary	PK-04	Y	D	42	44.2	32.1
Goldsboro High	09-12		D	42		
Eastern Wayne Elementary	PK-05	Y	D	41	28.0	46.2
Brogden Middle	05-08	Y	F	35		
Carver Heights Elementary	03-05	Y	F	31	21.6	31.8
Dillard Middle	06-08	Y	F	26		
Edgewood Cmty Developmental	PK-12		N/A		72.7	72.7
North Drive Elementary	PK-02	Y	I			
Wayne Middle / High Academy	0K-12		N/A			



School Name	SBE District	Subject	Standard (CCR - Level 4 & 5, GLP - Level 3 & Above)	All Students	Female	Male	American Indian	Asian	Black	Hispanic	Two or More Races	White	EDS	LEP	SWD	AIG
State of North Carolina		EOG Reading Grade 3	Grade Level Proficient	57.8	60.5	55.3	42.3	76.4	40.9	42.6	62.1	71.9	43.6	28.7	25.6	>95
Wayne County Public Schools	Southeast	EOG Reading Grade 3	Grade Level Proficient	47.5	50.9	44.5	*	45.0	37.9	36.8	61.4	62.4	39.2	27.2	21.5	*

